



Start: 2023-05-17

End: 2023-05-23

Times: 0:00-23:59

Violation Threshold: Speed Limit + 10

Speed Range: 1 to 150

Overall Summary

Total Days of Data: 5

Speed Limit: 25

Average Speed: 17.23

50th Percentile Speed: 16.29

85th Percentile Speed: 22.52

Pace Speed Range: 12-22

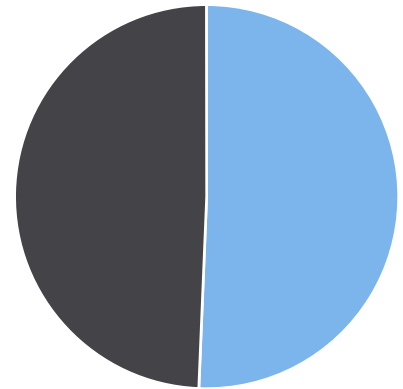
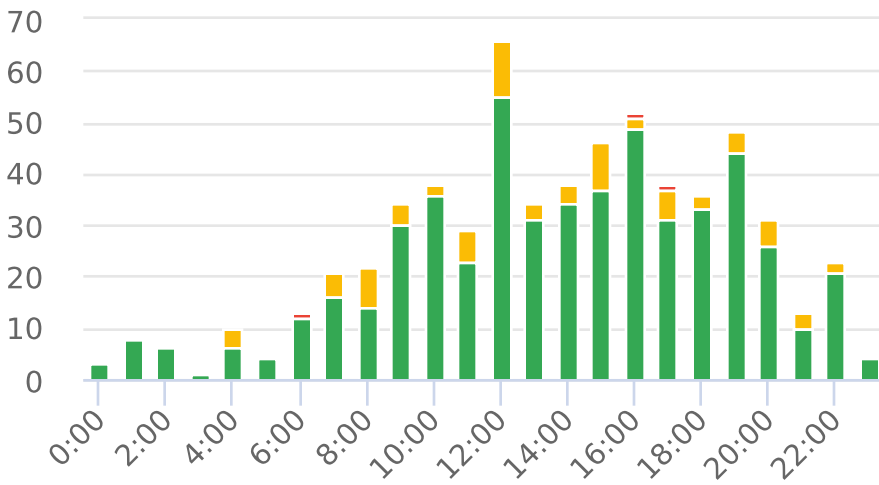
Minimum Speed: 5

Maximum Speed: 89

Display Mode: Display Off

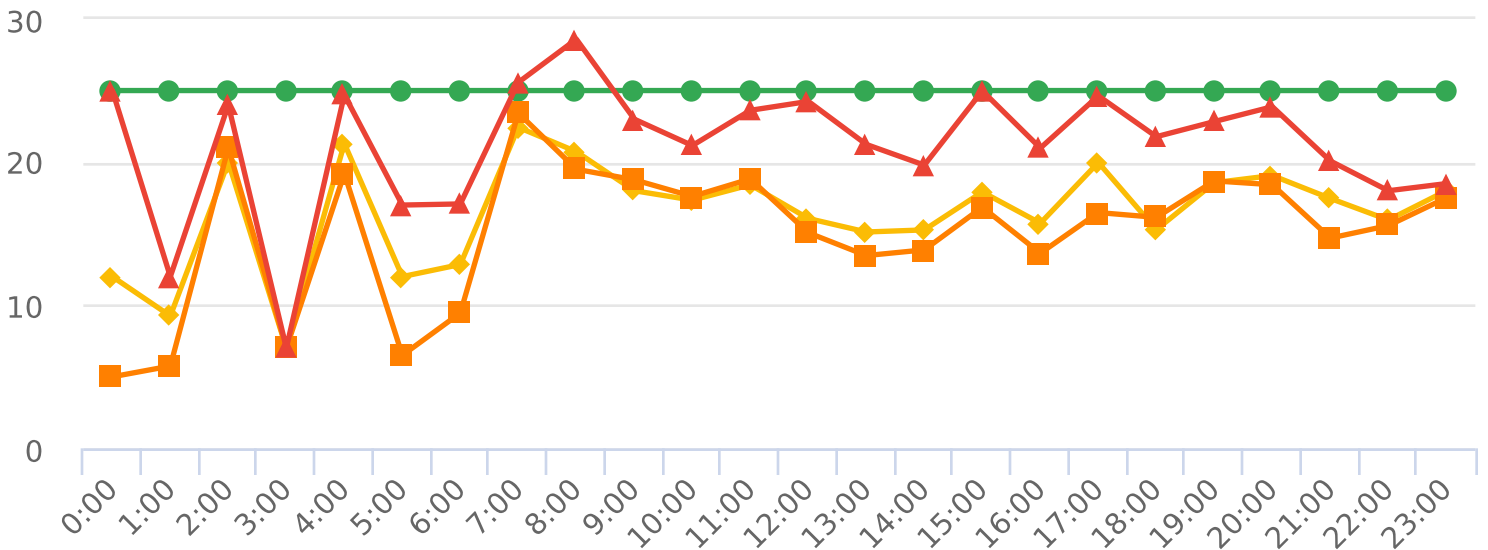
Average Volume per Day: 123.6

Total Volume: 618



● Violators ● Inside Threshold ● Compliant

● Vehicles Slowed
● Other



● Speed Limit ● Average Speed ● 50% Speed ● 85% Speed



Start: 2023-05-17

End: 2023-05-23

Times: 0:00-23:59

Violation Threshold: Speed Limit + 10

Speed Range: 1 to 150

| Time | Sign Mode | Speed Limit | Total # Vehicles | Total # Violator | % Violator | Avg # Vehicles | Avg # Violators | Min Speed | Max Speed | Avg Speed | 50% Speed | 85% Speed | Sign Effectiveness |
|---------------------------------------|-------------|-------------|------------------|------------------|-------------|----------------|-----------------|------------|------------|-------------|-------------|-------------|--------------------|
| 0:00 | Display Off | 25 | 3 | 0 | 0.0% | 0.8 | 0.0 | 5 | 25 | 12.0 | 5.0 | 25.0 | 33.0% |
| 1:00 | Display Off | 25 | 8 | 0 | 0.0% | 2.0 | 0.0 | 5 | 16 | 9.3 | 5.8 | 12.0 | 75.0% |
| 2:00 | Display Off | 25 | 6 | 0 | 0.0% | 1.5 | 0.0 | 7 | 24 | 20.0 | 21.0 | 24.0 | 50.0% |
| 3:00 | Display Off | 25 | 1 | 0 | 0.0% | 0.3 | 0.0 | 7 | 7 | 7.0 | 7.0 | 7.0 | 0.0% |
| 4:00 | Display Off | 25 | 10 | 0 | 0.0% | 2.5 | 0.0 | 11 | 30 | 21.3 | 19.2 | 24.7 | 29.9% |
| 5:00 | Display Off | 25 | 4 | 0 | 0.0% | 1.0 | 0.0 | 6 | 22 | 12.0 | 6.5 | 17.0 | 75.0% |
| 6:00 | Display Off | 25 | 13 | 1 | 7.7% | 3.3 | 0.3 | 5 | 37 | 12.8 | 9.5 | 17.1 | 30.6% |
| 7:00 | Display Off | 25 | 21 | 0 | 0.0% | 5.3 | 0.0 | 7 | 29 | 22.4 | 23.4 | 25.6 | 62.0% |
| 8:00 | Display Off | 25 | 22 | 0 | 0.0% | 5.5 | 0.0 | 5 | 33 | 20.7 | 19.5 | 28.6 | 63.8% |
| 9:00 | Display Off | 25 | 34 | 0 | 0.0% | 8.5 | 0.0 | 5 | 30 | 18.0 | 18.8 | 23.0 | 53.1% |
| 10:00 | Display Off | 25 | 38 | 0 | 0.0% | 9.5 | 0.0 | 5 | 30 | 17.3 | 17.6 | 21.2 | 52.7% |
| 11:00 | Display Off | 25 | 29 | 0 | 0.0% | 7.3 | 0.0 | 5 | 32 | 18.4 | 18.8 | 23.6 | 59.0% |
| 12:00 | Display Off | 25 | 66 | 0 | 0.0% | 16.5 | 0.0 | 5 | 32 | 16.1 | 15.1 | 24.2 | 36.2% |
| 13:00 | Display Off | 25 | 34 | 0 | 0.0% | 6.8 | 0.0 | 5 | 31 | 15.1 | 13.5 | 21.2 | 35.2% |
| 14:00 | Display Off | 25 | 38 | 0 | 0.0% | 7.6 | 0.0 | 5 | 32 | 15.3 | 13.9 | 19.8 | 52.4% |
| 15:00 | Display Off | 25 | 46 | 0 | 0.0% | 9.2 | 0.0 | 5 | 32 | 17.9 | 16.8 | 25.0 | 54.1% |
| 16:00 | Display Off | 25 | 52 | 1 | 1.9% | 10.4 | 0.2 | 5 | 36 | 15.7 | 13.6 | 21.0 | 59.6% |
| 17:00 | Display Off | 25 | 38 | 1 | 2.6% | 7.6 | 0.2 | 5 | 89 | 20.0 | 16.5 | 24.6 | 55.4% |
| 18:00 | Display Off | 25 | 36 | 0 | 0.0% | 7.2 | 0.0 | 5 | 29 | 15.3 | 16.1 | 21.8 | 44.4% |
| 19:00 | Display Off | 25 | 48 | 0 | 0.0% | 9.6 | 0.0 | 6 | 31 | 18.6 | 18.7 | 22.8 | 54.3% |
| 20:00 | Display Off | 25 | 31 | 0 | 0.0% | 6.2 | 0.0 | 5 | 29 | 19.1 | 18.4 | 23.9 | 42.1% |
| 21:00 | Display Off | 25 | 13 | 0 | 0.0% | 2.6 | 0.0 | 5 | 29 | 17.5 | 14.7 | 20.1 | 76.9% |
| 22:00 | Display Off | 25 | 23 | 0 | 0.0% | 4.6 | 0.0 | 5 | 28 | 16.0 | 15.6 | 18.0 | 52.2% |
| 23:00 | Display Off | 25 | 4 | 0 | 0.0% | 0.8 | 0.0 | 13 | 22 | 18.0 | 17.5 | 18.5 | 25.0% |
| Total Volumes/ Avg | | | 618 | 3 | 0.5% | 136.4 | 0.7 | 5 | 89 | 16.5 | 15.1 | 21.2 | 48.8% |
| Total/Avg w/o Feedback | | | 618 | 3 | 0.5% | 136.4 | 0.7 | 5 | 89 | 16.5 | 15.1 | 21.2 | 48.8% |
| Total/Avg w/ Feedback | | | 0 | 0 | 0 | 0.0 | 0.0 | n/a | n/a | n/a | n/a | n/a | n/a |